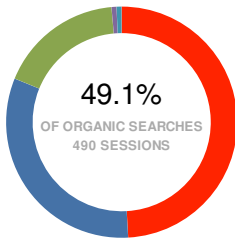
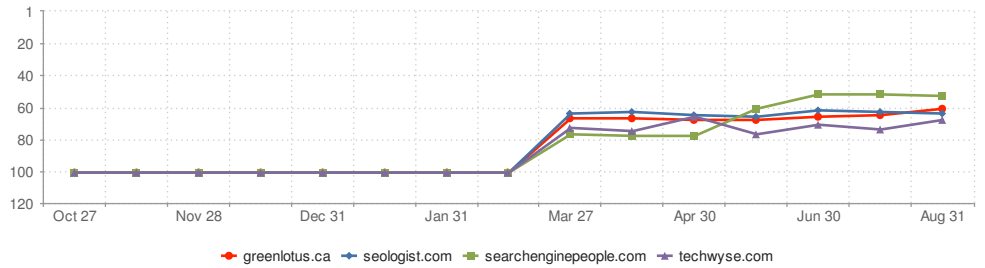


Green Lotus (greenlotus.ca) PROJECT DASHBOARD (SEPTEMBER 23, 2014)

TRAFFIC SOURCES (30 DAYS)

AVERAGE RANKING POSITION WITH COMPETITORS

RANKING DISTRIBUTION

1	Top 1	1
10	Top 10	7 ↑ 1
20	Top 20	13 ↑ 1
30	Top 30	15 ↑ 1

22 RESULTS FOUND FOR 42 KEYWORDS IN 1 SES.

SESSIONS BY COUNTRY (30 DAYS)

Country	Sessions	% Sessions
Canada	572	69.5%
United States	152	18.47%
India	59	7.17%
Brazil	23	2.79%
Netherlands	17	2.07%

TOP 5 MOVED UP KEYWORDS

Keyword	Search engine	Position
Toronto internet marketing	Google.ca - Toro...	48 ↑ 16
Search Engine Optimization	Google.ca - Toro...	79 ↑ 15
Social Media Marketing se...	Google.ca - Toro...	18 ↑ 13
Toronto Responsive web de.	Google.ca - Toro...	34 ↑ 12
internet marketing company	Google.ca - Toro...	8 ↑ 10

TOP 5 KEYWORDS BY RANKINGS

Keyword	Google.ca - Toronto, Canada
Online marketing companies	1
Toronto Social Media services	3
Toronto Online marketing com...	5 ↑ 3
Social Media Marketing compa.	5 ↑ 2
Toronto Social Media compan...	6

RANKING POSITION CHANGES

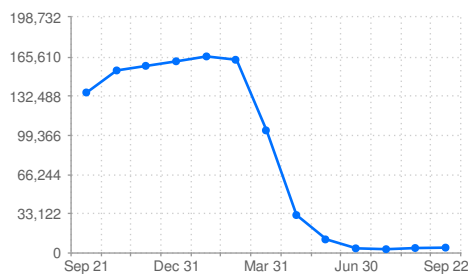
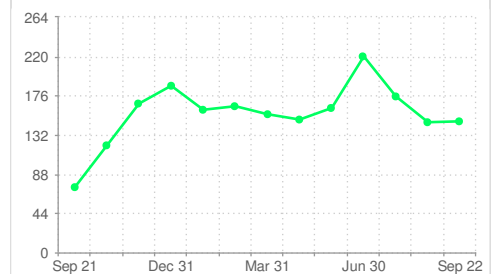
↑ Improved positions	13
↓ Depreciated positions	3
○ Unchanged positions	4
+ Added to SE listing	2
🗑 Dropped from SE listing	0

TOTAL POSITIONS IN SEARCH RESULTS: 22

BACKLINK PROFILE QUALITY
LINK SOURCES DISTRIBUTION

Linking pages:	3K ↑ 327
Linking IP addresses:	143 ↑ 2
Linking domains:	147 ↑ 1
.GOV:	-
.EDU:	-
Linking subnets:	139 ↑ 4

TOTAL BACKLINKS: 4K

TOTAL BACKLINKS

LINKING DOMAINS


Green Lotus (greenlotus.ca)
COMPETITOR RANKINGS BY SE (AUGUST 31, 2014)

This report shows the site rankings of your site compared to competitor rankings. The results are broken down by search engines (SEs).

Compared with results of 2014-07-31

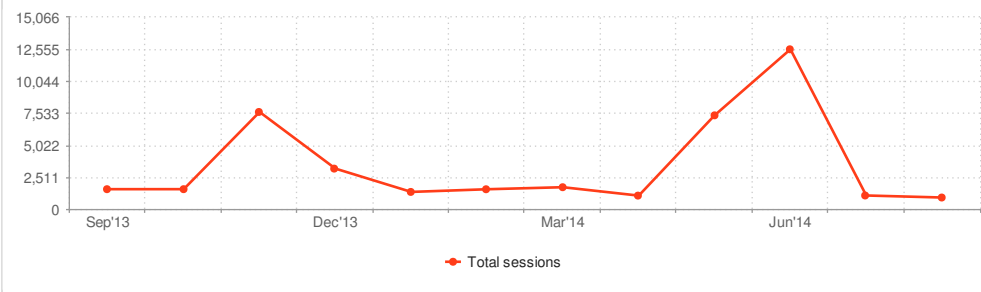
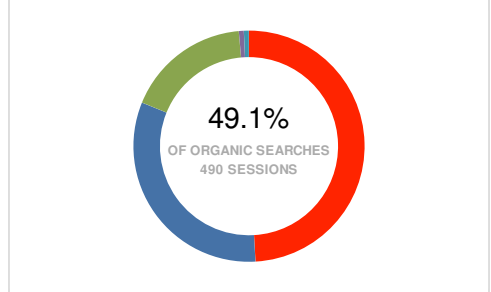
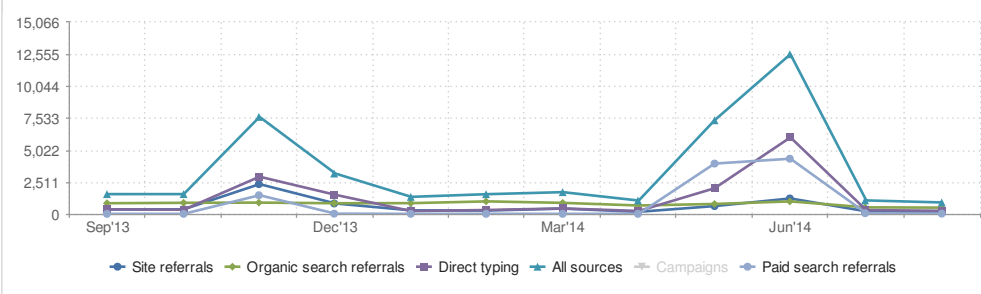
SE / Keyword (42)	Competition	greenlotus.ca	seologist.com	searcheng...com	techwyse.com
GOOGLE.CA - TORONTO, CANADA					
Toronto SEO services	1,240,000	31 ↑ 2	6 ↓ 3	3 ↓ 1	-
Toronto SEO companies	578,000	59 +	10 ↓ 5	2 ↓ 1	-
Toronto Online marketing companies	15,200,000	5 ↑ 3	13 ↑ 1	12 ↓ 2	47 ↑ 5
Toronto Local SEO company	1,370,000	36 ↓ 21	23 ↓ 3	5 ↓ 1	56 ↑ 14
Toronto Search Engine Optimization	1,480,000	28 ↓ 4	10 ↓ 3	1	7 ↑ 2
Toronto Social Media companies	19,100,000	6	-	-	19 ↑ 1
Toronto Social Media services	47,900,000	3	-	-	14
Toronto Lead Generation companies	920,000	15	-	9 ↑ 3	-
Toronto Lead Generation services	2,990,000	15 ↑ 1	-	11	-
Toronto Search engine marketing	1,700,000	17 ↑ 1	5	1	3
Toronto Responsive web design	534,000	34 ↑ 12	-	69 ↑ 8	42 +
Toronto digital marketing	8,390,000	-	-	- ↓	-
Toronto web design company	17,500,000	-	-	-	-
Toronto search engine marketing	1,270,000	17 ↑ 1	5	1	3
Toronto internet marketing	11,100,000	48 ↑ 16	21	8 ↑ 2	3 ↓ 1
Toronto internet marketing company	7,060,000	14 +	11 ↓ 1	9 ↓ 3	8 ↑ 4
Toronto SEO packages	289,000	-	-	-	-
Toronto advertising agency	10,600,000	-	-	-	-
Toronto advertising company	48,900,000	-	-	-	-
Toronto marketing company	12,900,000	30 ↓ 4	92 ↓ 22	67 ↓ 24	37 ↑ 2
Toronto marketing agency	4,340,000	-	-	-	-
SEO services Canada	3,860,000	-	11	3 ↑ 1	-
SEO services	35,700,000	-	1	5 ↑ 3	-
SEO companies	6,660,000	-	4 ↓ 1	6	-

Green Lotus (greenlotus.ca) > Competitor Rankings by SE, continued

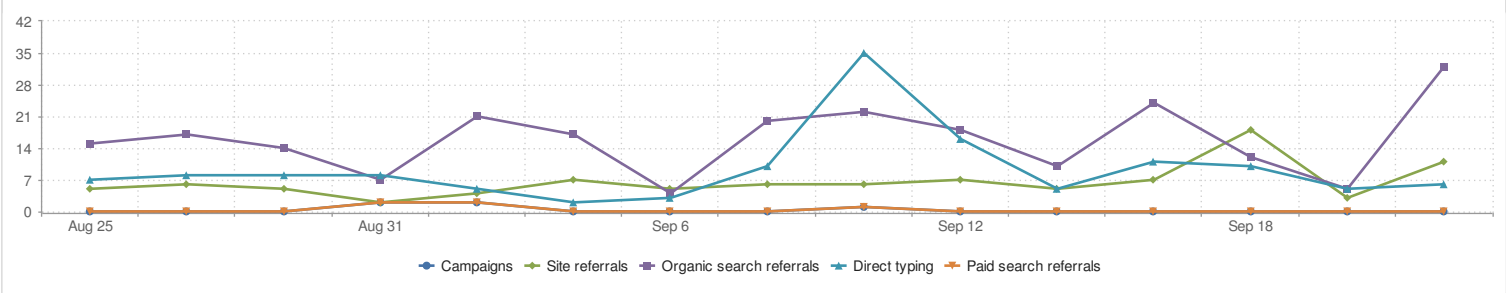
SE / Keyword (42)	Competition	greenlotus.ca	seologist.com	searcheng...com	techwyse.com
Online marketing companies	204,000,000	1	6 ↓ 4	15 ↑ 2	-
Local SEO company	5,920,000	-	-	60 ↓ 48	-
Search Engine Optimization	62,800,000	79 ↑ 15	6	5	10 ↑ 16
Social Media Marketing companies	148,000,000	5 ↑ 2	-	40 +	-
Social Media Marketing services	227,000,000	18 ↑ 13	-	-	44 +
Lead Generation companies	13,900,000	-	-	-	-
Lead Generation services	46,200,000	7 ↑ 1	-	- ↓	-
Search engine marketing	73,200,000	-	10	8	7 ↑ 2
Responsive web design	35,100,000	-	-	-	-
digital marketing	200,000,000	-	-	-	-
web design company	500,000,000	-	-	-	-
search engine marketing	72,600,000	-	10	8	7 ↑ 2
internet marketing	320,000,000	-	- ↓	29 ↓ 12	9 ↑ 1
internet marketing company	180,000,000	8 ↑ 10	6	16	12 +
SEO packages	4,940,000	-	-	-	-
advertising agency	13,700,000	-	-	-	-
marketing company	24,900,000	68 ↑ 9	-	- ↓	-
marketing agency	5,730,000	-	-	-	-

Legend:
 + Added - Not found on the first 10 result pages ↑ Position up ↓ Position dropped or down
 \$ Ad result 🖼️ Image result 📰 News result 📍 Places result 🛒 Shopping result 📺 Video result

Green Lotus (greenlotus.ca) WEB ANALYTICS SUMMARY (SEPTEMBER 23, 2014)





























TOTAL SESSIONS (12 MONTHS)

TRAFFIC SOURCES (30 DAYS)

TRAFFIC SOURCE TREND (12 MONTHS)

SESSIONS BY COUNTRY (30 DAYS)

Country	Sessions	% Sessions
Canada	572	69.5%
United States	152	18.47%
India	59	7.17%
Brazil	23	2.79%
Netherlands	17	2.07%




NEW SESSIONS BY SOURCE (30 DAYS)


Green Lotus (greenlotus.ca)
COMPETITOR LINK PROFILE (SEPTEMBER 22, 2014)

This report compares the backlink metrics of your site with those of your competitors.

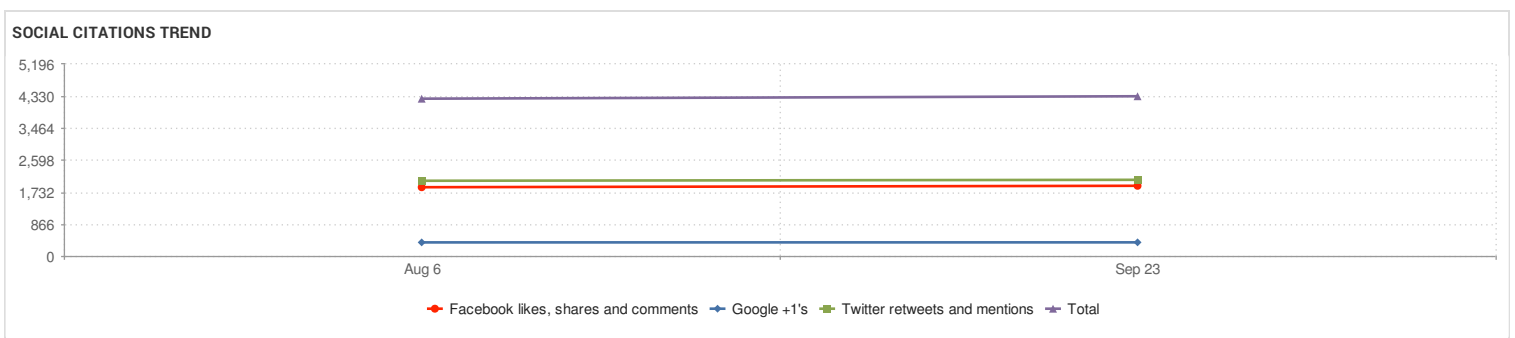
Parameter	greenlotus.ca	searchenginepeople.com	seologist.com	techwyse.com
Home page Google PR	 6	 5	 4	 5
Total backlinks	 4,003	 66,572	 82,000	 142,532
Linking domains	 147	 4,831	 1,676	 0
Linking pages	 3,021	 53,776	 81,968	 139,005
Backlinks from .GOV	0	4	1	0
Backlinks from .EDU	0	15	31	3
Image backlinks	 1% 43	 8% 5,350	 0.19% 154	 2% 3,452
Nofollow backlinks	 18% 727	 12% 8,476	 11% 9,670	 45% 65,279
Sitewide backlinks	 1% 47	 1% 742	 1% 1,067	 1% 1,978

Green Lotus (greenlotus.ca) SOCIAL ENGAGEMENT SUMMARY (SEPTEMBER 23, 2014)

SOCIAL CITATIONS		
 Facebook	1.9K ↑39	<div style="width: 100%; height: 10px; background-color: #f4a460;"></div>
 Google	366 ↑1	<div style="width: 100%; height: 10px; background-color: #f4a460;"></div>
 Twitter	2K ↑26	<div style="width: 100%; height: 10px; background-color: #f4a460;"></div>

TOP 5 SOCIAL MEDIA REFERRALS (30 DAYS)		
Social network	Sessions	% Sessions
Facebook	10	37.04%
Meetup	8	29.63%
Twitter	3	11.11%
Yelp	3	11.11%
LinkedIn	2	7.41%

FACEBOOK ENGAGEMENT	
Mentions	Count
Likes	876 ↑11
Shares	857 ↑22
Comments	168 ↑6
Total	1,901 ↑39



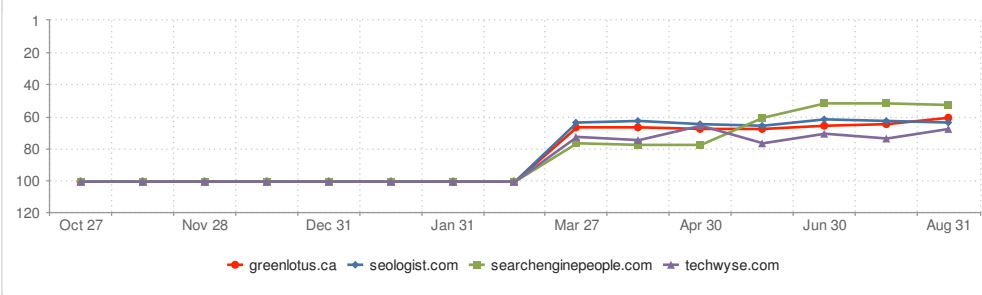
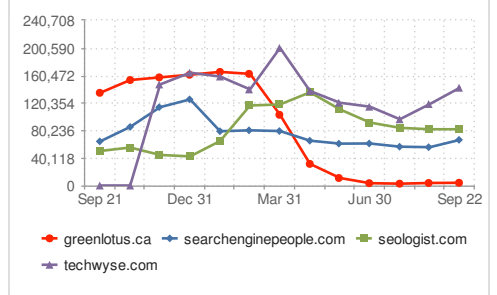
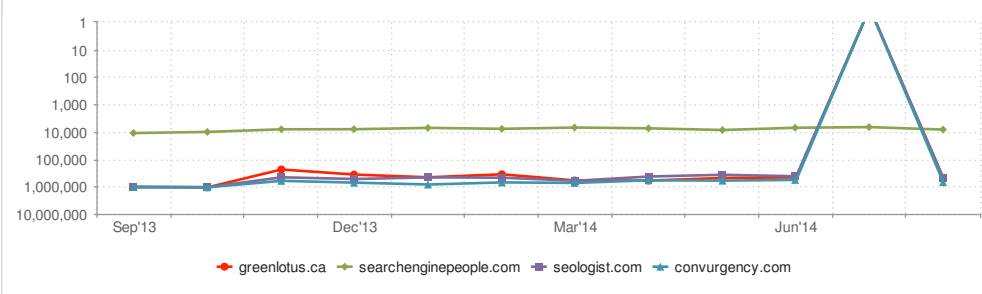
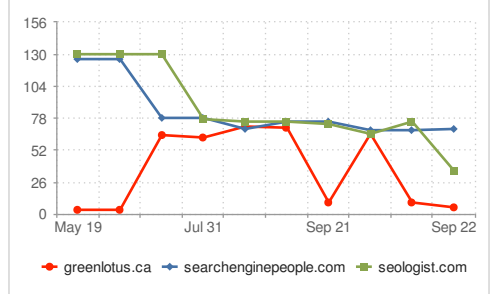
Green Lotus (greenlotus.ca) SOCIAL TRAFFIC (SEPTEMBER 23, 2014)

This report shows which social media resources brought the most traffic volumes to your site.

Traffic data for: Last 12 months

4,428 Sessions, total	2,864 New sessions, total	45.37% Avg bounce rate	1.40% Avg conversion rate	202 Completions, total	\$0.00 Value, total	
Social media	Sessions (% of Total)	New Sessions (% of Total)	Bounce Rate	Conversions: All goals		
				Conversion rate	Completions	Value
Facebook	2,827 (63.84%)	1,939 (67.70%)	72.97%	3.22%	91 (45.05%)	-
Meetup	659 (14.88%)	414 (14.46%)	50.23%	14.11%	93 (46.04%)	-
Twitter	417 (9.42%)	202 (7.05%)	60.67%	0.72%	3 (1.49%)	-
LinkedIn	341 (7.70%)	220 (7.68%)	54.55%	2.93%	10 (4.95%)	-
Google+	88 (1.99%)	19 (0.66%)	39.77%	5.68%	5 (2.48%)	-
YouTube	28 (0.63%)	15 (0.52%)	53.57%	-	-	-
Yahoo! Answers	19 (0.43%)	19 (0.66%)	89.47%	-	-	-
Facebook Apps	17 (0.38%)	15 (0.52%)	88.24%	-	-	-
Blogger	10 (0.23%)	3 (0.10%)	60.00%	-	-	-
Yelp	8 (0.18%)	8 (0.28%)	12.50%	-	-	-
Pinterest	5 (0.11%)	5 (0.17%)	80.00%	-	-	-
Delicious	2 (0.05%)	1 (0.03%)	-	-	-	-
Pocket	2 (0.05%)	1 (0.03%)	100.00%	-	-	-
SlideShare	2 (0.05%)	1 (0.03%)	-	-	-	-
Tagged	1 (0.02%)	1 (0.03%)	100.00%	-	-	-
Tumblr	1 (0.02%)	1 (0.03%)	-	-	-	-
Vkontakte	1 (0.02%)	-	-	-	-	-
Diigo	-	-	-	-	-	-
Trackbacks	-	-	-	-	-	-

Green Lotus (greenlotus.ca) COMPETITOR METRICS SUMMARY (SEPTEMBER 23, 2014)

AVERAGE RANKING POSITION WITH COMPETITORS

TOTAL BACKLINKS WITH COMPETITORS

ALEXA TRAFFIC RANK WITH COMPETITORS

GOOGLE LINK POPULARITY

COMPETITOR TRAFFIC BY COMPETE.COM
